

Paper Reference 9MA0–31  
Pearson Edexcel  
Level 3 GCE

Mathematics  
Advanced  
Paper 31: Statistics

Friday 14 June 2019 – Afternoon

Diagram Book

In the boxes below, write your name, centre number and candidate number.

Surname					
Other names					
Centre Number					
Candidate Number					

## INSTRUCTIONS

There may be spare copies of some diagrams in case you need them.

**THIS DIAGRAM BOOK MUST BE RETURNED WITH THE ANSWER BOOK AT THE END OF THE EXAMINATION.**


## Contents

### Page

4	Question 2 Diagram 1
5	Question 2 Diagram 1 (Spare copy)
6	Question 2 Diagram 2
7	Question 4
8	Question 4(c)

Question 2


Diagram 1



Temperature (°C)

Question 2

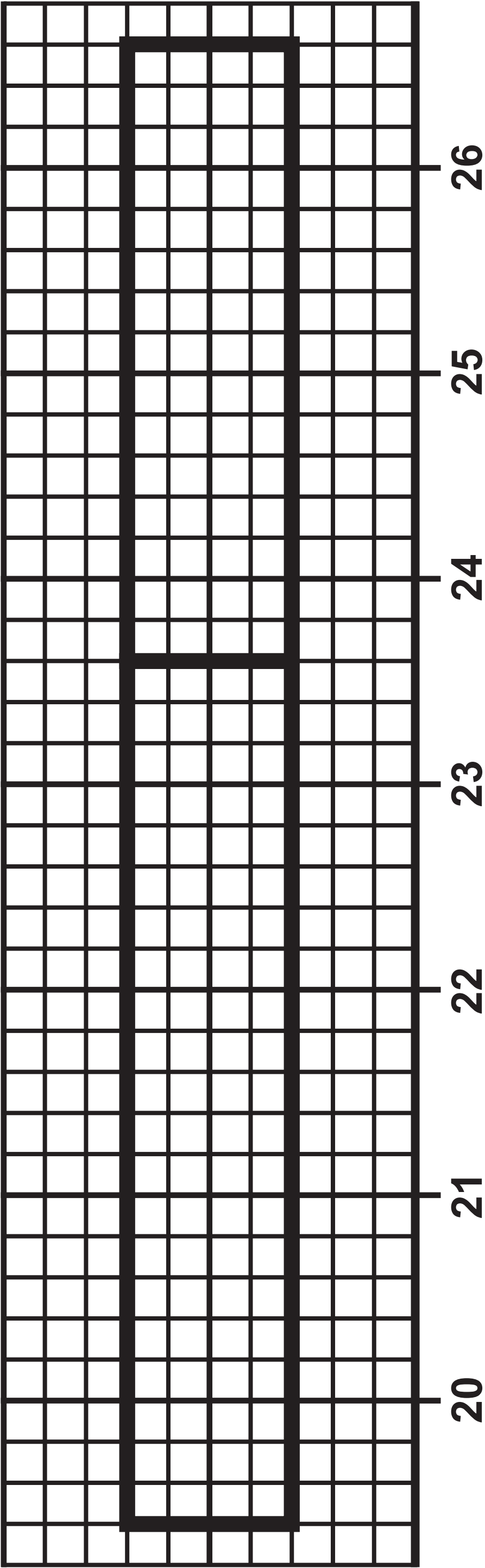
Diagram 1



Temperature (°C)

Question 2

Diagram 2



## Question 4

Daily mean total cloud cover (oktas)	Frequency (number of days)
0	0
1	1
2	4
3	7
4	10
5	30
6	52
7	52
8	28

Question 4(c)

Daily mean total cloud cover (oktas)	Frequency (number of days)
0	0
1	0
2	1
3	1
4	2
5	1
6	5
7	9
8	9